



# GS2AN THRU GS2MN

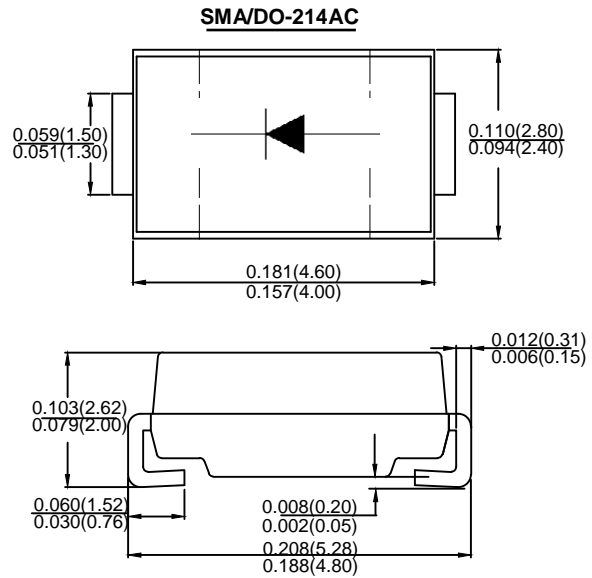
## 2.0AMP SURFACE MOUNT GLASS RECOVERY RECTIFIER

### Features

- For surface mounted application
- Low forward voltage drop
- High current capability
- High reliability
- Plastic Case Material has UL Flammability Classification Rating 94V-0

### Mechanical Data

- Case: Molded plastic SMA
- Terminals: Plated leads solderable per MIL-STD-750, Method 2026 guaranteed
- Polarity: Color band dented cathode end
- Mounting Position: Any
- Making: Type Number



Dimensions in inches and (millimeters)

### Maximum Ratings and Electrical Characteristics

Rating at 25°C ambient temperature unless otherwise specified

Single phase, half wave, 60Hz, resistive or inductive load

For capacitive load derate current by 20%

Type Number	SYMBOL	GS2AN	GS2BN	GS2DN	GS2GN	GS2JN	GS2KN	GS2MN	Unit
Maximum Recurrent Peak Reverse Voltage	$V_{RRM}$	50	100	200	400	600	800	1000	V
Maximum RMS Voltage	$V_{RMS}$	35	70	140	280	420	560	700	V
Maximum DC Blocking Voltage	$V_{DC}$	50	100	200	400	600	800	1000	V
Average Rectified Output Current @ $T_L = 100^\circ\text{C}$	$I_{F(AV)}$	2.0							A
Peak Forward Surge Current 8.3ms Single half sine-wave superimposed on rated load (JEDEC Method)	$I_{FSM}$	50							A
Rating for fusing ( $t < 8.3\text{ms}$ )	$I^2 t$	10.38							$\text{A}^2\text{s}$
Forward Voltage @ $I_F = 2.0\text{A}$	$V_{FM}$	1.1							V
Peak Reverse Current @ $T_A = 25^\circ\text{C}$	$I_R$	5.0							uA
At Rated DC Blocking Voltage @ $T_A = 125^\circ\text{C}$		200							
Typical Junction Capacitance (Note 1)	$C_J$	12							pF
Typical Thermal Resistance Junction to Ambient (Note 2)	$R_{\theta JA}$	50							$^\circ\text{C}/\text{W}$
Operating Temperature Range	$T_J$	-55 to +150							$^\circ\text{C}$
Storage Temperature Range	$T_{STG}$	-55 to +150							$^\circ\text{C}$

Note: 1. Measured at 1.0 MHz and Applied reverse Voltage of 4.0V D.C

2. Device mounted on FR-4 substrate, 1"×1", 2oz, single-sided, PC boards with 0.1"×0.15" copper pad.



# GS2AN THRU GS2MN

FIG.1-TYPICAL FORWARD CURRENT DERATING CURVE

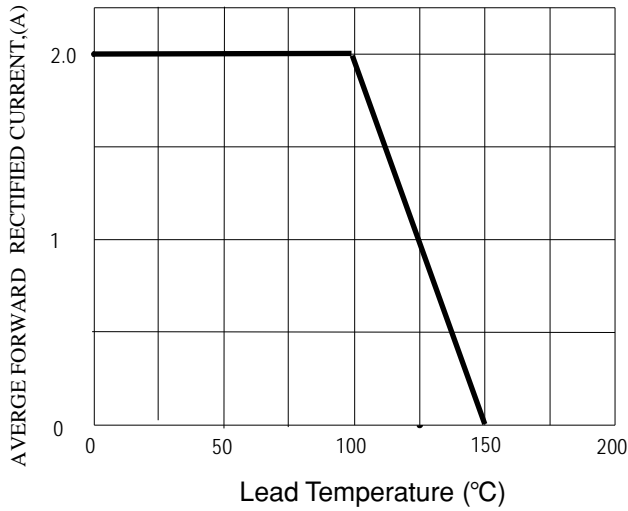


FIG.2-TYPICAL INSTANTANEOUS FORWARD CHARACTERISTICS

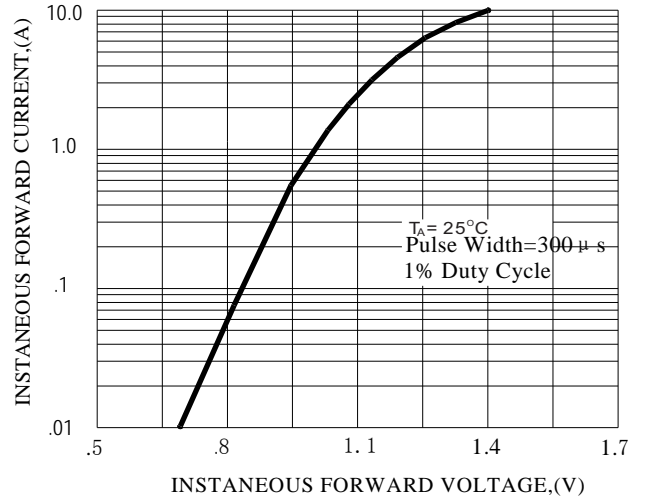


FIG.3-MAXIMUM NON-REPETITIVE FORWARD SURGE CURRENT

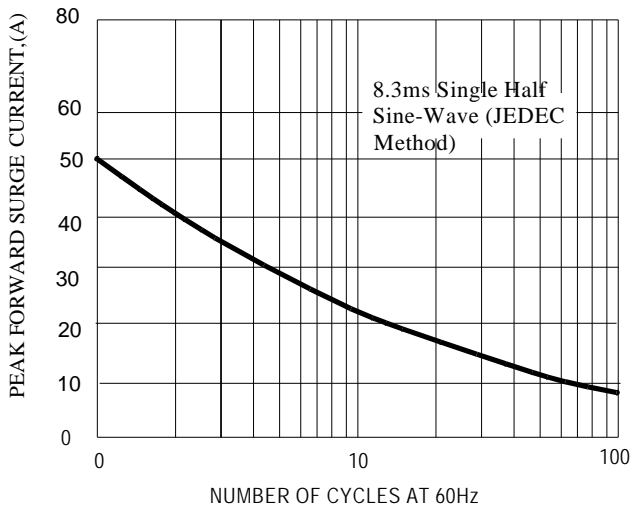
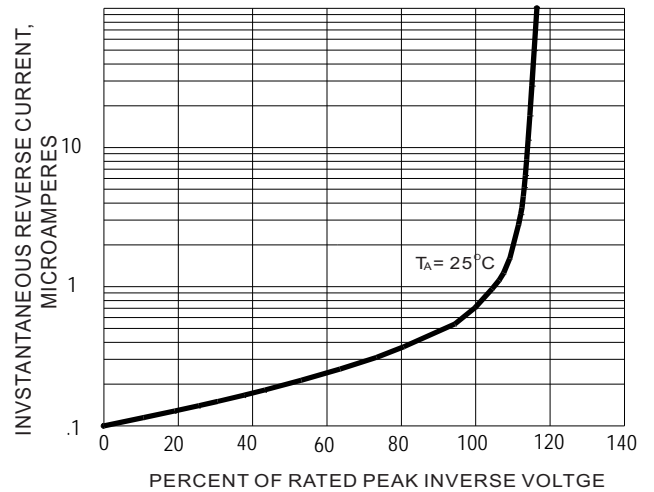
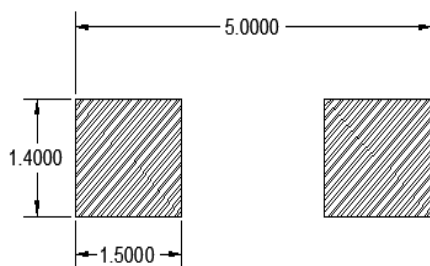


FIG.4-TYPICAL REVERSE CHARACTERISTICS



## SMA PAD LAYOUT





# GS2AN THRU GS2MN

---

## Important Notice and Disclaimer

- Reproducing and modifying information of the document is prohibited without permission from XINNUO
- XINNUO reserves the right to make changes to this document and its products and specifications at any time without notice. Customers should obtain and confirm the latest product information and specifications before final design, purchase or use.
- XINNUO disclaims any and all liability arising out of the application or use of any product including damages incidentally and consequentially occurred.
- XINNUO does not assume any and all implied warranties, including warranties of fitness for particular purpose, non-infringement and merchantability.
- Applications shown on the here in document are examples of standard use and operation. Customers are responsible in comprehending the suitable use in particular applications.  
XINNUO makes no representation or warranty that such applications will be suitable for the specified use without further testing or modification.
- The products shown here in are not designed and authorized for equipments requiring high level of reliability or relating to human life and for any applications concerning life-saving or life-sustaining, such as medical instruments, transportation equipment, aerospace machinery et cetera. Customers using or selling these products for use in such applications do so at their own risk and agree to fully indemnify XINNUO for any damages resulting from such improper use or sale.
- Since XINNUO uses lot number as the tracking base, please provide the lot number for tracking when complaining.