



# HBS302 THRU HBS310

Glass Passivated Single-Phase 3.0Amp Surface Mount Bridge Rectifier

## Features

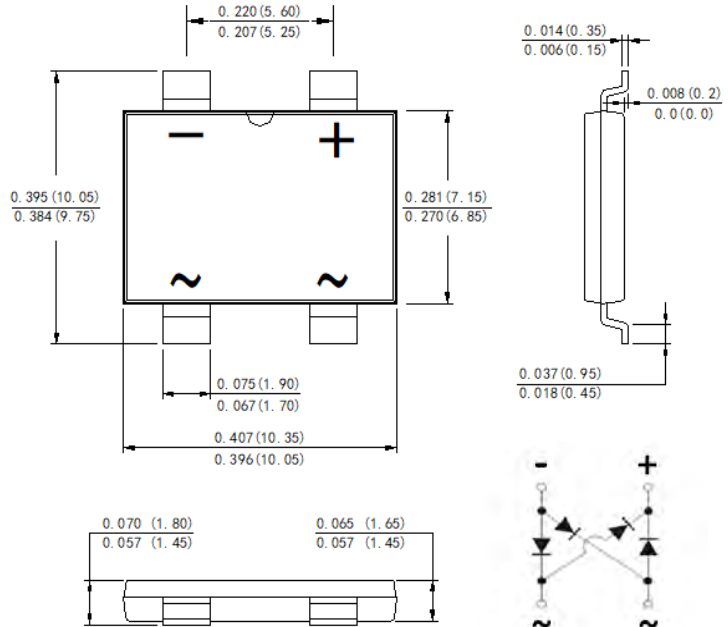
- Surface mount bridge, small package;
- Ideal for printed circuit boards;
- Glass passivated chip junction;
- High forward current capability up to 3.0A;
- High surge current capability;
- High heat dissipation capability;
- Low profile package;
- Low forward voltage drop;
- Plastic package has Underwrites Laboratory Flammability Classification 94V-0;

Case: HBS



## Mechanical Data

- Case: HBS;  
Epoxy meets UL-94V-0 Flammability rating;
- Terminals: Matte tin plated leads, solderable per J-STD-002 and JESD22-B102;
- High temperature soldering guaranteed:  
Solder Reflow 260°C, 10seconds;
- Polarity: As marked on body;
- Marking: Type number;



Dimensions in inches and (millimeters)

## Typical Applications

General purpose use in AC-to-DC bridge full wave rectification for Fast Charging, Switching Power Supply, USB PD, Adapter and 3-in-1 Power Board, etc.

## Maximum Ratings and Electrical Characteristics

Ratings at 25°C ambient temperature unless otherwise specified. Single Phase, half wave, 60Hz, resistive or inductive load.

For capacitive load, derate current by 20%.

Parameter	Symbol	HBS302	HBS304	HBS306	HBS308	HBS310	Unit
Maximum repetitive peak reverse voltage	$V_{RRM}$	200	400	600	800	1000	V
Maximum RMS voltage	$V_{RMS}$	140	280	420	560	700	V
Maximum DC blocking voltage	$V_{DC}$	200	400	600	800	1000	V
Maximum average forward rectified output current at $T_A=25^\circ\text{C}$	$I_{F(AV)}$	3.0					Amps
Non-Repetitive Peak forward surge current 8.3 ms single sine-wave superimposed on rated load (JEDEC Method)	$I_{FSM}$	110					Amps
Rating for fusing ( $t < 8.3\text{ms}$ )	$I^2t$	50					A <sup>2</sup> sec
Instantaneous forward voltage drop per diode	$V_F$	@ $I_F=1.0\text{A}$ 0.85 Typ. 0.90 max.		@ $I_F=1.5\text{A}$ 0.87 Typ. 0.92 max.		@ $I_F=3.0\text{A}$ 0.91 Typ. 0.96 max.	Volt
Reverse Current at Rated DC Blocking Voltage	$I_R$	$T_A=25^\circ\text{C}$ 0.15 Typ. 5.0 max.		$T_A=125^\circ\text{C}$ 20.0 Typ. 100 max.			$\mu\text{A}$
Typical capacitance (note1)	$C_j$	30					pF
Typical thermal resistance	$R_{\theta J-A}$ $R_{\theta J-C}$ $R_{\theta J-L}$	79.0 17.0 13.0					$^\circ\text{C/W}$
Operating junction and Storage Temperature Range	$T_J, T_{STG}$	-55 to +150					$^\circ\text{C}$

Note1: Measured at 1.0MHz and applied reverse voltage of 5.0V DC;



# HBS302 THRU HBS310

Glass Passivated Single-Phase 3.0Amp Surface Mount Bridge Rectifier

## Ratings and Characteristics Curves

( $T_A = 25^\circ\text{C}$  unless otherwise noted)

FIG.1 Derating Curve Output Rectified Current

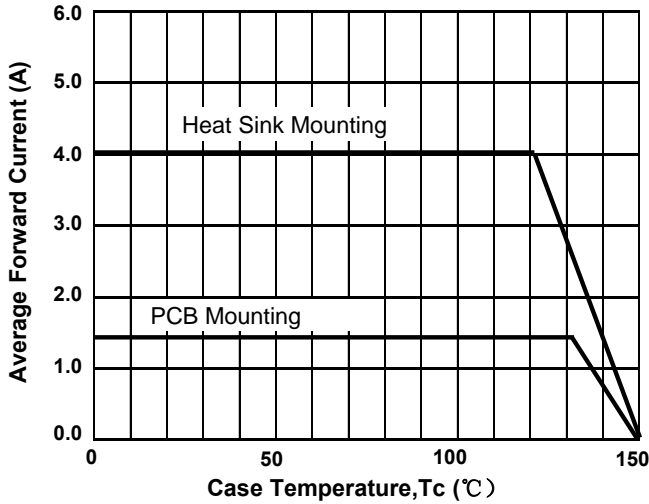


FIG.2 Typical Forward Characteristics per Diode

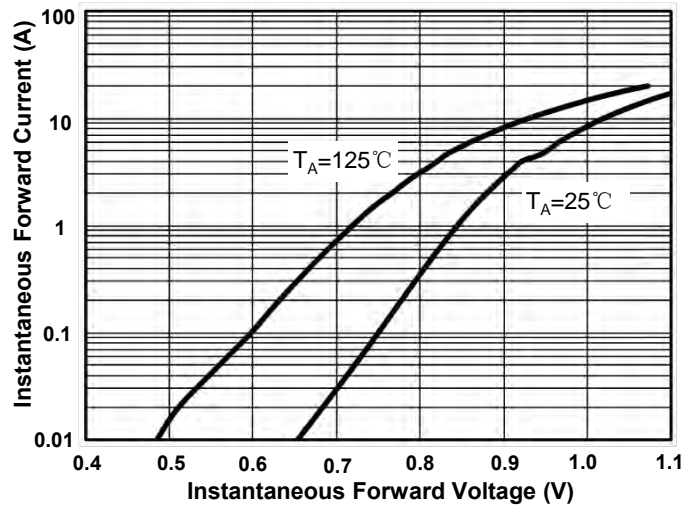


FIG.3 Maximum Non-Repetitive Peak Forward Surge Current per Diode

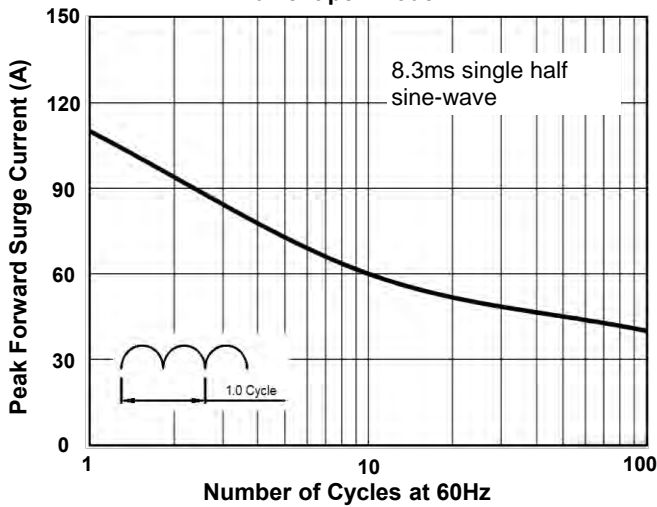


FIG.4 Typical Reverse Characteristics per Diode

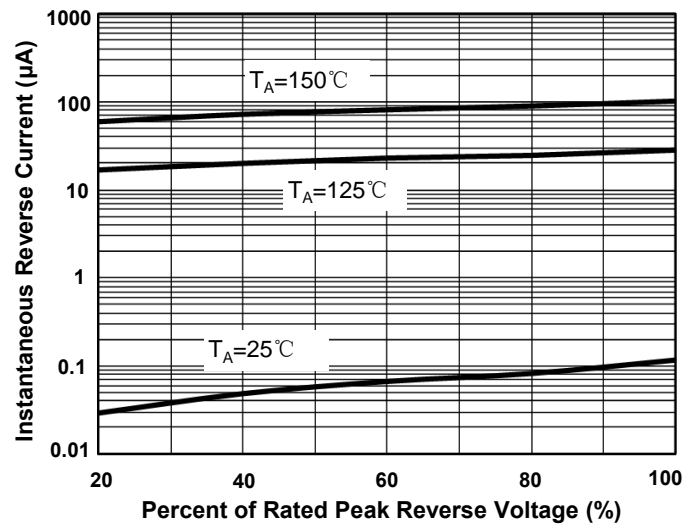
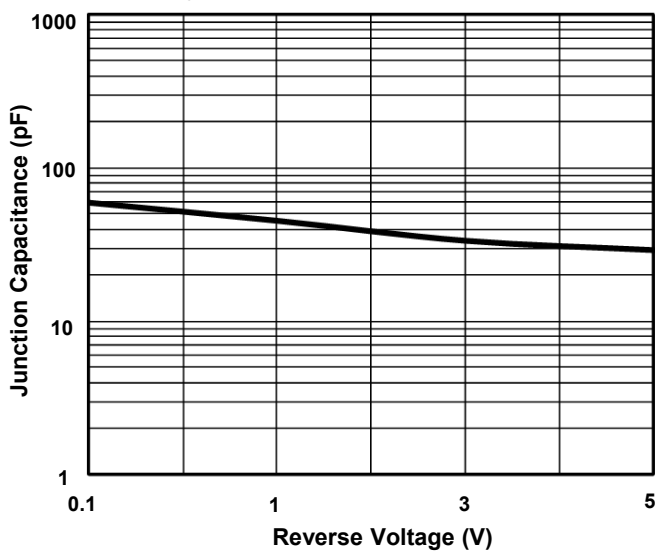
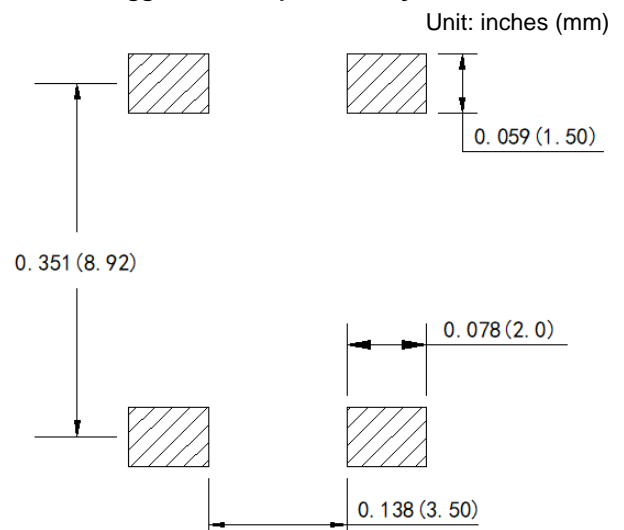


FIG.5 Typical Junction Capacitance per Diode



Suggested PCB printfoot layout





## Important Notice and Disclaimer

- Reproducing and modifying information of the document is prohibited without permission from DIYI.
- DIYI reserves the right to make changes to this document and its products and specifications at any time without notice. Customers should obtain and confirm the latest product information and specifications before final design, purchase or use.
- DIYI disclaims any and all liability arising out of the application or use of any product including damages incidentally and consequentially occurred.
- DIYI does not assume any and all implied warranties, including warranties of fitness for particular purpose, non-infringement and merchantability.
- Applications shown on the here in d ocument are examples of standard use and operation. Customers are responsible in comprehending the suitable use in particular applications.  
DIYI makes no representation or warranty that such applications will be suitable for the specified use without further testing or modification.
- The products shown here in are not designed and authorized for equipments requiring high level of reliability or relating to human life and for any applications concerning life-saving or life-sustaining, such as medical instruments, transportation equipment, aerospace machinery et cetera. Customers using or selling these products for use in such applications do so at their own risk and agree to fully indemnify DIYI for any damages resulting from such improper use or sale.
- Since DIYI uses lot number as the tracking base, please provide the lot number for tracking when complaining.