



DBF31A THRU DBF310A

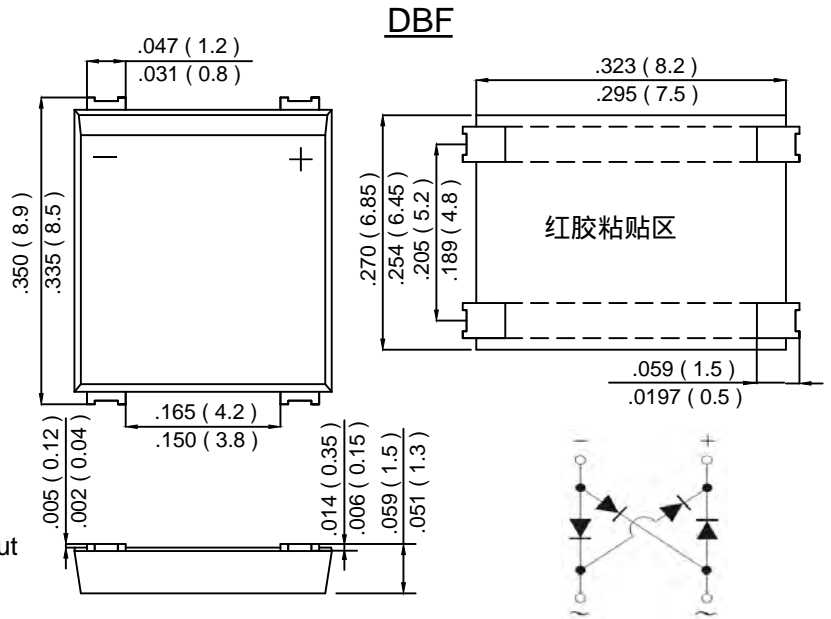
SINGLE PHASE 3.0AMP SURFACE MOUNT GLASS PASSIVATED BRIDGE RECTIFIER

Features

- Glass Passivated Die Construction
- Low leakage
- Ideal for printed circuit board
- Surge overload rating-110A peak
- Designed for Surface Mount Application
- Plastic Material-UL Flammability 94V-0

Mechanical Data

- Case: DBF, molded plastic
- Terminals:Plated Leads Solderable per MIL-STD-202,Method208
- Polarity:As Marked on Case
- Mounting Position: Reference Mounting PAD Layout
- Marking:Type Number



dimensions in inches and (millimeters)

Maximum Ratings and Electrical Characteristics

Rating at 25°C ambient temperature unless otherwise specified.

Single Phase, half wave, 60Hz, resistive or inductive load.

For capacitive load, derate current by 20%.

TYPE NUMBER	SYMBOL	DBF31A	DBF32A	DBF34A	DBF36A	DBF38A	DBF310A	UNITS
Peak Repetitive Reverse Voltage	V_{RRM}	100	200	400	600	800	1000	V
Working Peak Reverse Voltage	V_{RWM}							
DC Blocking Voltage	V_{DC}							
RMS Reverse Voltage	V_{RMS}	70	140	280	420	560	700	V
Average Rectified Output Current (Note 1)@ $T_C=100^\circ C$	IF(AV)	3.0						A
Non-Repetitive Peak Forward Surge Current 8.3ms Single half sine-wave superimposed on rated load (JEDEC Method)	I_{FSM}	110						A
I^2t Rating for Fusing (t < 8.3ms)	I^2t	50.215						A ² s
Forward Voltage per element @ $I_F=1.5A$ @ $I_F=3.0A$	V_{FM}	0.95 1.0						V
Peak Reverse Current @ $T_J=25^\circ C$ At Rated DC Blocking Voltage @ $T_J=125^\circ C$	I_R	5.0 100						μA
Typical Junction Capacitance (Note 2)	C_J	27						pF
Typical Thermal Resistance (Note 3)	$R_{\theta JA}$	15						°C/W
	$R_{\theta JC}$	5						
Operating and Storage Temperature Range	T_J, T_{STG}	-55to+150						°C

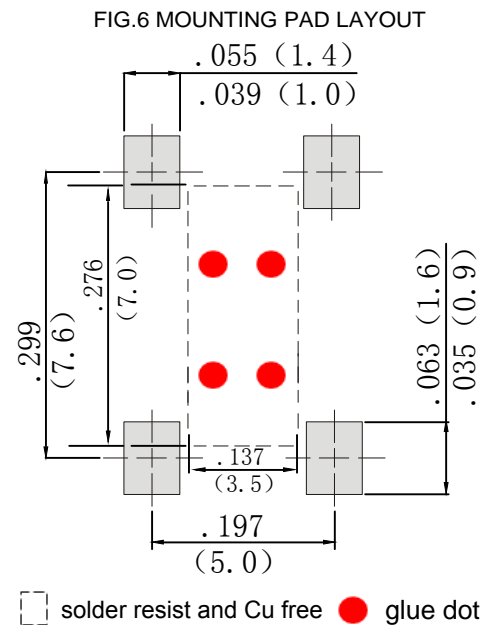
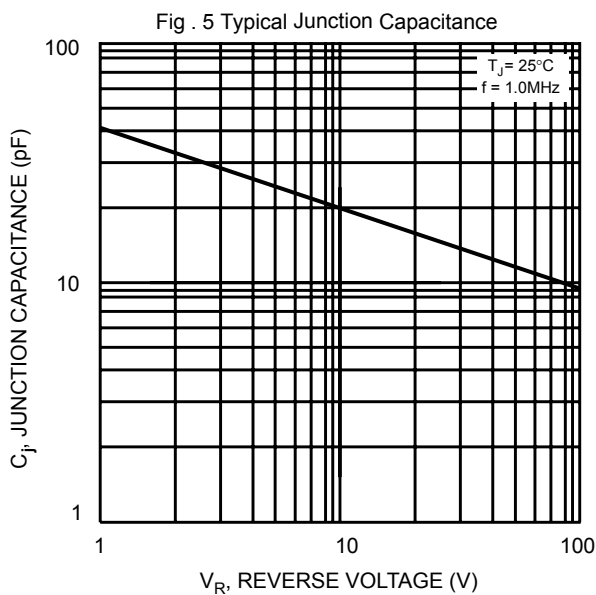
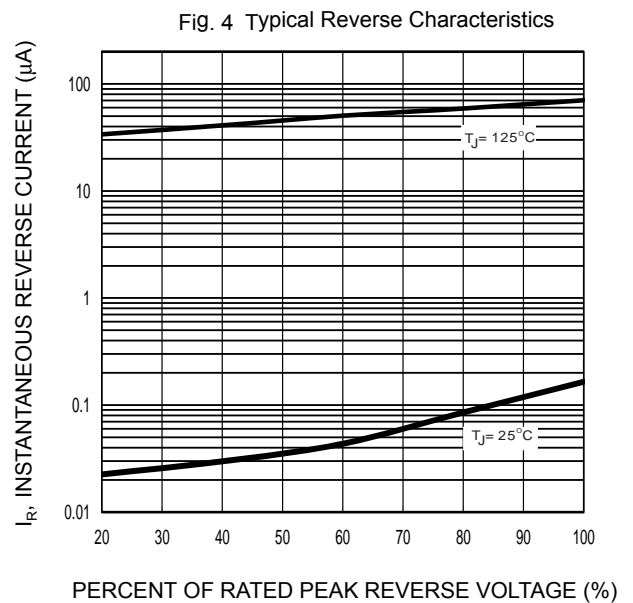
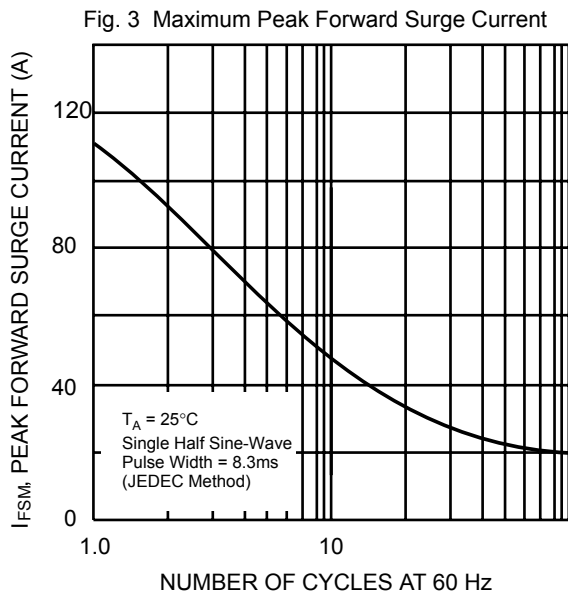
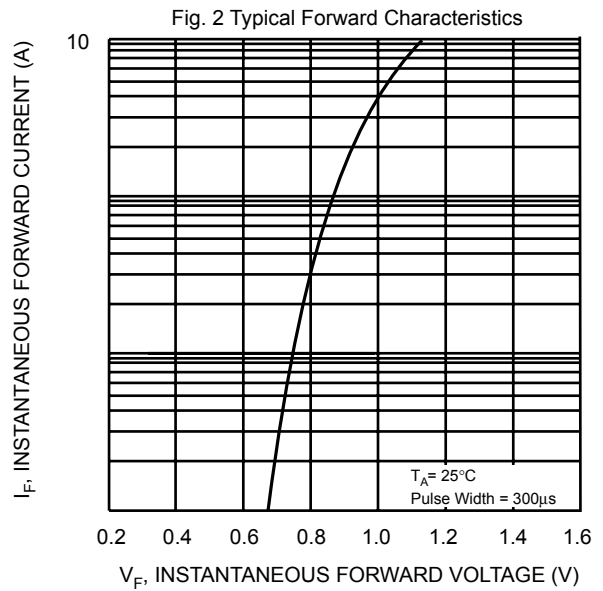
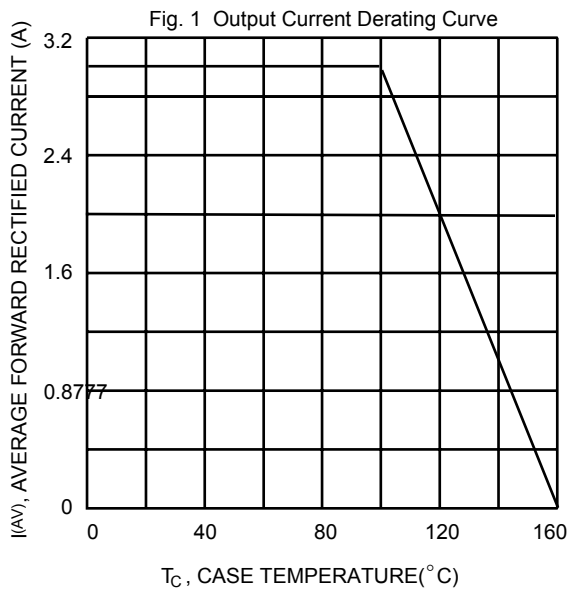
Note: 1. Mounted on glass epoxy PC board with 1.3mm solder pad.

2. Measured at 1.0 MHz and applied reverse voltage² of 4.0V D.C.

3. Mounted on 15 mm*12 mm*1.6mmAL pad attach 195 mm*110 mm*10 mm steel plate



DBF31A THRU DBF310A





DBF31A THRU DBF310A

Important Notice and Disclaimer

- Reproducing and modifying information of the document is prohibited without permission from XINNUO
- XINNUO reserves the right to make changes to this document and its products and specifications at any time without notice. Customers should obtain and confirm the latest product information and specifications before final design, purchase or use.
- XINNUO disclaims any and all liability arising out of the application or use of any product including damages incidentally and consequentially occurred.
- XINNUO does not assume any and all implied warranties, including warranties of fitness for particular purpose, non-infringement and merchantability.
- Applications shown on the here in document are examples of standard use and operation. Customers are responsible in comprehending the suitable use in particular applications.
XINNUO makes no representation or warranty that such applications will be suitable for the specified use without further testing or modification.
- The products shown here in are not designed and authorized for equipments requiring high level of reliability or relating to human life and for any applications concerning life-saving or life-sustaining, such as medical instruments, transportation equipment, aerospace machinery et cetera. Customers using or selling these products for use in such applications do so at their own risk and agree to fully indemnify XINNUO for any damages resulting from such improper use or sale.
- Since XINNUO uses lot number as the tracking base, please provide the lot number for tracking when complaining.